

39 688

RAPID SL

SLIM 2" X 4" IN-WALL CARRIER AND TANK FOR TOILET

Pure Freude
an Wasser






STANDARD SPECIFICATION:

- Slim tank fits standard 2" x 4" stud walls
- Dual flush – 0.8gpf and 1.6gpf (3L and 6L)
- Low noise operation – meets strict European noise (DIN) standards
- No tools required for the installation of the inspection shaft including protection during construction phase, for vertical use
- Self-supporting, pre-assembled powder coated steel frame with quick and lockable adjustments
- ADA Compliant, bowl rim height adjustment from 15" to 19"
- Pneumatic discharge valve offering 3 modes of operation: dual flush, start/stop or single flush
- Tank insulated to prevent condensation
- 2 fixing bolts included, 7- 9in (180-230mm) mounting screw distance
- ½" water supply connection from top, integrated angle valve
- Actuation plate sold separately
- TÜV approved for load capacity
- 44" (1.13m) installation height
- CALGreen compliant
- WaterSense® compliant when paired with listed WaterSense® high efficiency compatible 0.8-1.28gpf (3-4.8lpf) wall hung toilet bowls



PRODUCT FEATURES:

-  GROHE Whisper®
-  GROHE EcoJoy™
-  GROHE QuickFix®

CERTIFICATIONS:



- ADA
- Massachusetts Plumbing Board Approved
- ASSE 1002
- CSA B45.15
- CSA B125.12
- ASME A112.6.2
- ASME A112.19.5
- ASME A112.1002

AVAILABLE FINISHES:

39688000

NOTE: Install this product according to the installation guide. ADA, CSA compliant when installed to the specific requirements of these regulations.

Tel: 1.630.582.7711 Fax: 1.630.582.7722
We reserve the right to make revisions without notice to product specifications.
For the most current Specification Sheet, go to www.grohe.us.
02-10-2021

PART OF **LIXIL**

39 688

RAPID SL

SLIM 2" X 4" IN-WALL CARRIER AND TANK FOR TOILET

Pure Freude
an Wasser



TECHNICAL DATA:

